mobike

“Mobilitaria Tour 2019”

Politiche di mobilità e qualità dell’aria nella città metropolitana di Milano

Mobike – I numeri a MILANO

4.657.294 viaggi in 22 mesi

388.409 che si sono iscritti a Milano

12 min l’utilizzo medio

1,190 km distanza media percorsa

5.588.753 Km percorsi

670 mila kg di CO2 risparmiata

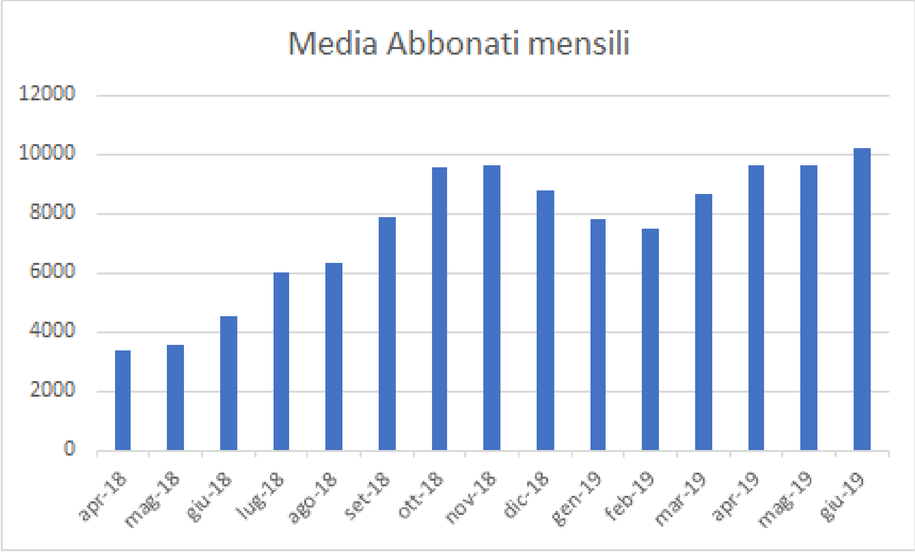

Andamento abbonamenti

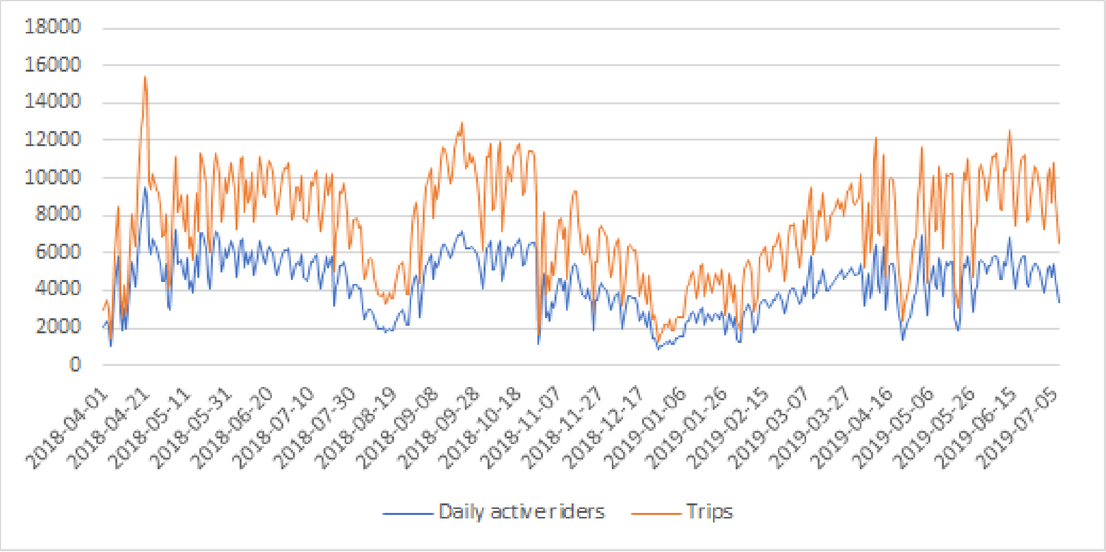

Andamento noleggi

mobike

MOBIKE TECHNOLOGY LTD.
2018 ® ALL RIGHTS RESERVED

Mobike – Alcune curiosità.
Survey nella città di Milano hanno risposto in 3652 utilizzatori

Sei un Mobiker - You are a Mobiker

3.652 risposte

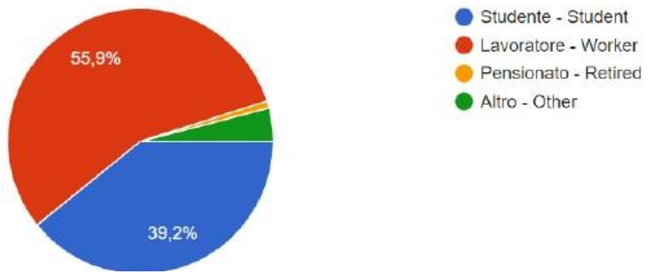

Da quando usi Mobike hai ridotto l'utilizzo di - Since using Mobike you have reduced the use of

3.293 risposte

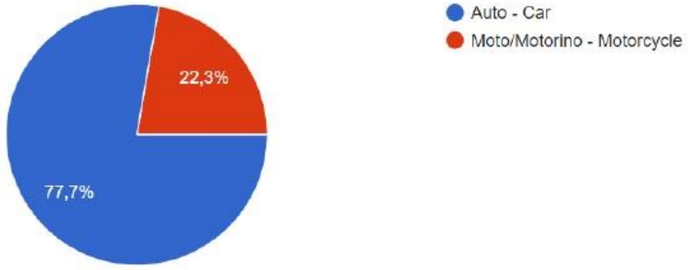

Hai acquistato un abbonamento di - Did you purchase a pass from

3.652 risposte

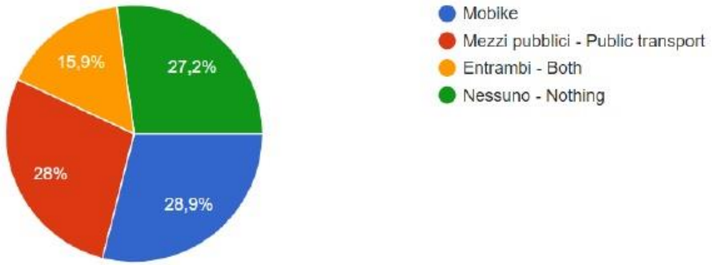

Quante volte utilizzi Mobike - How often do you use Mobike

3.652 risposte

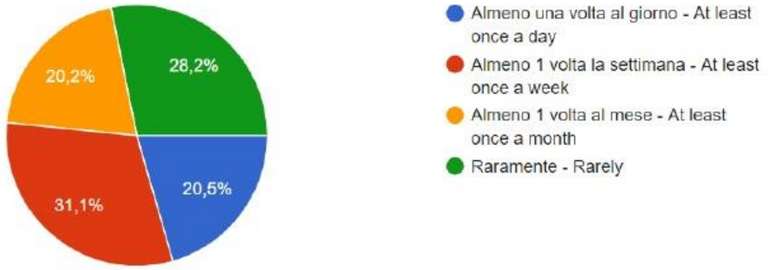

MOBIKE TECHNOLOGY LTD.
2018 ® ALL RIGHTS RESERVED

Mobike – Alcune curiosità

Efficienza del servizio - Service Efficiency

3.652 risposte

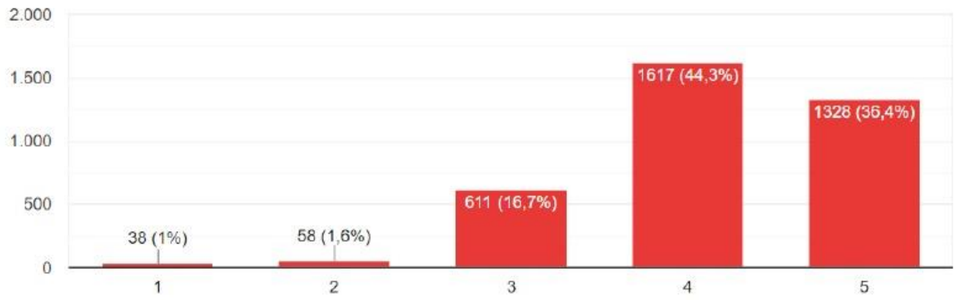

Stato di manutenzione delle Mobike - Mobike maintenance

3.652 risposte

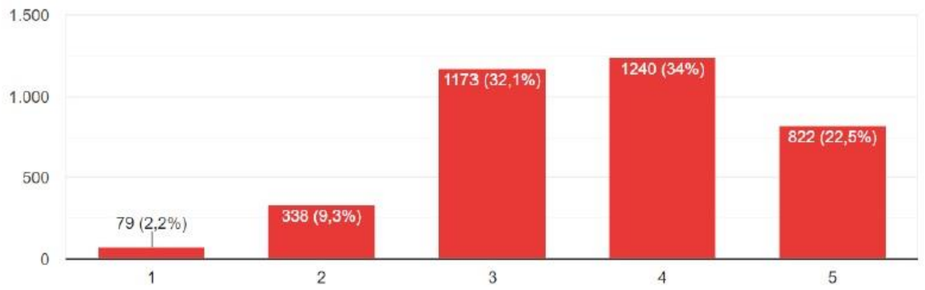

Affidabilità del servizio - Service reliability

3.652 risposte

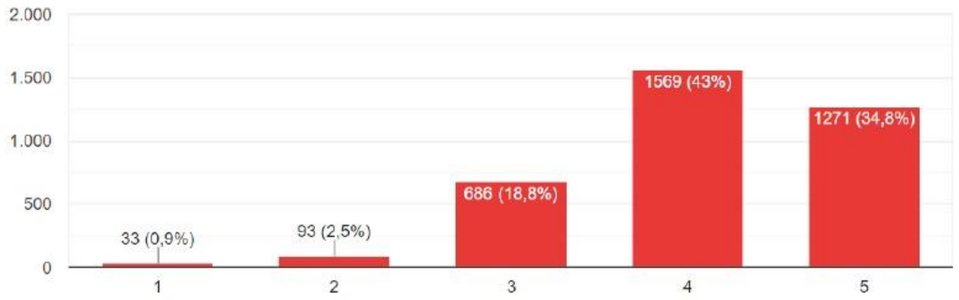

Facilità di reperimento delle Mobike sul territorio - How easily can you find a Mobike

3.652 risposte

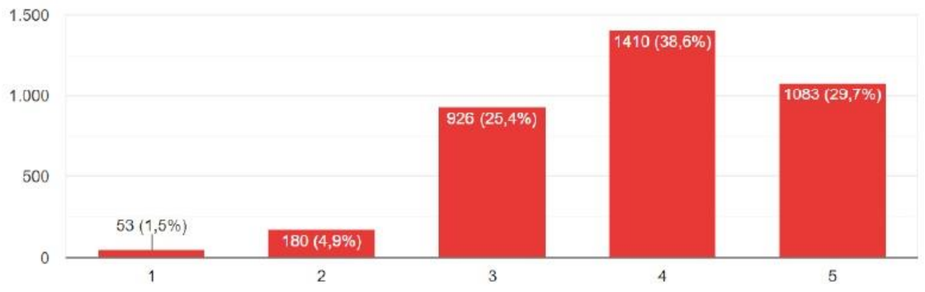

MOBIKE TECHNOLOGY LTD.
2018 ® ALL RIGHTS RESERVED

Mobike – Alcune curiosità

Facilità di accesso al servizio - How easily can you connect with the service

3.652 risposte

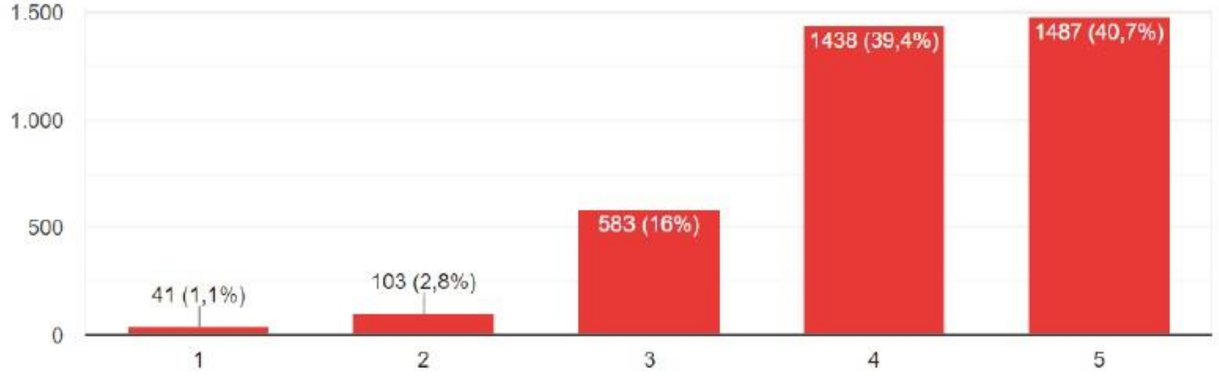

Come sei venuto a conoscenza del nostro servizio - How did you hear about our service

3.652 risposte

MOBIKE TECHNOLOGY LTD.
2018 ® ALL RIGHTS RESERVED

LET’S MOBIKE!

mobike

MOBIKE TECHNOLOGY LTD.
2017 ® ALL RIGHTS RESERVED